


Machine description / technical specifications:

## **LANTECH CASE TOP-SEALER CS-1000 (Tape closing)**



The CS-1000 tape top-sealer is a case top-sealer out of the modular series of Lantech. All modular machines make use of the proven techniques out of the Lantech machine program. With this very compact case top-sealer it is possible to handle a large number of different sizes with a high degree of reliability. Therefore the price / performance ratio is very good

Its modest dimensions make integration in almost every production possible.

Converting into another box size takes about 1 minute.

The components incorporated in our machine have been selected with the utmost care in order to guarantee our customers years of maximum performance from their installation.

The CS-1000 Tape closing is different because:

## **Infeed and transit of the case:**

The case will be taken over between the two sidebelts and transit the case through the machine.


The belts have a special profile, which keep the case under control during the transit of the case.

At first the front flap will be closed, as soon as the back side of the case is located by a photo cell the back flap will be closed.

The flapfolders will fold the long flaps during transport.

After that the case will be closed on top with tape.

The closed case will be transported out of the machine.



## **Adjustments:**

The adjustments from the sidebelts and the height adjustment can be done with hand-wheels with digital counters.




The adjustments from the flap folders can be changed easily with handles, the adjustments can easily be read from measure scales.



## **Closing unit:**

The tapetop-sealer exist standard of a closing unit on top with tape.

In the tapetop-sealer the side belts keep the case perfect under control during taping of the top of the case.



## **Execution of the case top-sealer CS-1000 tape closing**

- Top tape dispenser included
- Operate start / stop / emergency stop.
- Shielding transparent (clear)
- Transit control ( when case crashes the machine will stop (time control))
- Control minimum distance between cases 350 mm.  
( when cases enter the machine against each other this functionality will not operate)

## **Protective coating and environment:**

Protective coating color RAL nr. 7011 (grey)

The machine is suitable for operation in a dry environment at a temperature between +3°C and +40°C.

In case of operation of the machine in areas with:

- high humidity
- dusty and/or dirty environment
- explosive/hazardous environment
- salt water or other corrosive materials

the machine can be configured as such against extra price.

## **Specifications of frame:**

- Machine output from right or left, to be determined later.
- Delivery from the machine in conformity with CE norm.
- The machine will be delivered inclusive 1 manual.  
(Operator manual in language off delivery. Technical manual in English).  
More specimens are available against surcharge.

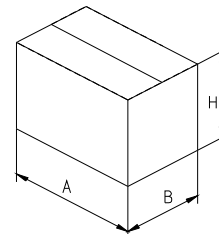
## **Options and execution:**

- Quick exchange of tape top dispenser
- Detection out of tape or tape broken with warning beacon
- Almost run out of tape detection with warning beacon
- In feed guides ( self adjusting )
- Discharge free detection by photocell
- Minimum closed case height of 60 mm. ( in-, outfeed height + 60 mm)
- In feed guides with separation module and stopper
- Advanced case feeding for 10% - 15% higher capacity

## Case dimensions

The case dimensions of cases that can be closed on this machine are:

	Minimum		Maximum	
Length (A)	200	mm	650	mm
Width (B)	150	mm	510	mm
Height (H)	120	mm	500	mm



Corrugated quality: B-, C-, and/or C-wave or combination from it, for other qualities please send us cartons to assess.

## Capacity in standard execution:

Maximum 25 cases per minute. (Maximum speed is depending on length of the case.)

## Technical Specifications:

Electrical connection	:	3 x 400 - 50Hz. – N - earthed
Installed power	:	0,4 kW ±20%
Compressed air connection	:	1/4
Air consumption	:	2,1 NI / case ±20%
Weight of the machine	:	365 kg.
Machine length	:	1700 mm.
Machine width	:	1110 mm.
Machine height	:	1800 mm. ± 30mm
Machine Outfeed height	:	600 mm. ± 30mm

## **Technical specifications CS-1000 Tapeclosing:**

Control box	: Rittal
Push buttons	: Moeller
Safety switches	: Moeller
Thermal cut-outs	: Moeller
Magnetic switches	: Moeller
Connecting terminals	: Weidmüller
Cable trunking	: Closed with tulen
PLC	: Siemens S7 ET200
Supply 24Vdc	: Siemens
Photo cells	: Sick
Proximity switches	: Not applicable
Pneumatic connecting components	: Festo
Reed contacts	: Festo
Drives	: Nord
Tape dispenser	: Lantech TH-250 width 38–50 mm overlap 35 / 50 / 70 mm
Door switch	: Schmersal

Deflections in execution and to be applied components, which result in extra work fall out of the purpose of this quotation.