

Machine description / technical specifications:

LANTECH CASE TOP-SEALER CS-300



The CS-300 is a case top-sealer from the standard Lantech series. All standard equipment use proven techniques from the Lantech's machine program. With this very compact case top-sealer it is possible to handle a large number of different sizes with a high degree of reliability. Therefore the price / performance ratio is very good.

Its modest dimensions make integration in almost every production environment possible. Converting into another box size takes about 1 minute.

The components incorporated in our machine have been selected with the utmost care in order to guarantee our customers years of maximum performance from their installation.

The CS-300 is different because:

Infeed and transit of the case:

The case will be taken over between the two sidebelts and transit the case through the machine.


The belts have a special profile, which keep the case under control during the transit of the case.

The front flap will first be pre-folded by the short flap folder mechanism before it will be closed. As soon as the back side of the case is located by a photo cell the back flap will be closed. The flapfolders will fold the long flaps during transport. Then the case will be sealed on top with tape. The closed case will be transported out of the machine.




Adjustments:

The side adjustments from the sidebelts and the height adjustment can be done with hand-wheels.



The adjustments from both flap folders can be changed easily with one handle, the adjustments can easily be read from measure scales.



Closing unit:

The tape sealer standard exists of a closing unit on top with tape. In the tape sealer the side belts keep the case perfect under control during taping of the top of the case.



Execution of the case top-sealer CS-300

- Top tape dispenser included
- Tape check out of tape / tape broken
- Operate start / stop / emergency stop
- Shielding transparent (clear)
- Transit control; when case crashes the machine will stop (time control)
- Control minimum distance between cases 350 mm
(when cases enter the machine against each other this functionality will not operate)

Protective coating and environment:

Protective coating colour RAL nr. 5003 (blue) / RAL 7011 (grey)

The machine is suitable for operation in a dry environment at a temperature between +3°C and +40°C.

Specifications of frame:

- Machine output from right or left, to be determined later
- Delivery from the machine in conformity with CE norm
- The machine will be delivered inclusive 1 manual.
(Operator manual in language of delivery. Technical manual in English)
More specimens are available against surcharge

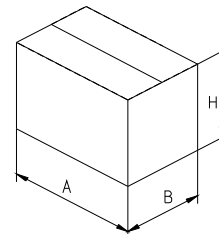
Options and execution:

- Warning beacon detection out of tape / tape broken
- Almost run out of tape detection with warning beacon
- In feed guides (self adjusting)
- Discharge free detection by photocell
- Minimum closed case height of 60mm / 80mm / 100mm
- In feed guides with separation module and stopper
- Check flap closed correct

Case dimensions

The case dimensions of cases that can be closed on this machine are:

	Minimum		Maximum	
Length (A)	200	mm	650	mm
Width (B)	120	mm	510	mm
Height (H)	120	mm	600	mm



Corrugated quality: B-, C-, and/or C-wave or combination of these
For other qualities please send us cartons to assess

Capacity:

Maximum 30 cases per minute (Maximum speed is depending on length of the case).

Technical Specifications:

Electrical connection	:	3 x 400 - 50Hz. – N - earthed
Installed power	:	0,3 kW ±20%
Compressed air connection	:	1/8"
Air consumption	:	1,5 NI / case ±20%
Weight of the machine	:	270 kg
Machine length	:	2660 mm
Machine width	:	975 mm
Machine height	:	1800 mm. ± 30mm
Machine Out feed height	:	600 mm. ± 30mm

Lay-outs:

Machine lay-out CS-300-R	:	4R11889
Machine lay-out CS-300-L	:	4R11888

Technical specifications CS-300:

Push buttons	: Moeller
Safety switches	: Pilz
Thermal cut-outs	: Moeller
Magnetic switches	: Moeller
Connecting terminals	: Weidmuller
PLC	: Allan Bradley Micrologic 1000
Photo cells	: Sick
Pneumatic components	: SMC
Drives	: Nord
Tape dispenser	: Lantech TH-250 width 38–50 mm overlap 35 / 50 / 70 mm
Door switch	: Schmersal

Deflections in execution and to be applied components, are not possible in this CS-300.